

Accessibility



Zoom

Zoom



Zoom in or out: Double-tap the screen with three fingers. By default, the screen is magnified 200 percent.

Increase magnification: With three fingers, tap (and hold) and drag up to increase magnification or down to decrease magnification.

Zoom



Move around the screen: While zoomed in, drag the screen with three fingers. Hold one finger near the edge of the display to pan to that side of the screen image. Move your finger closer to the edge to pan more quickly.

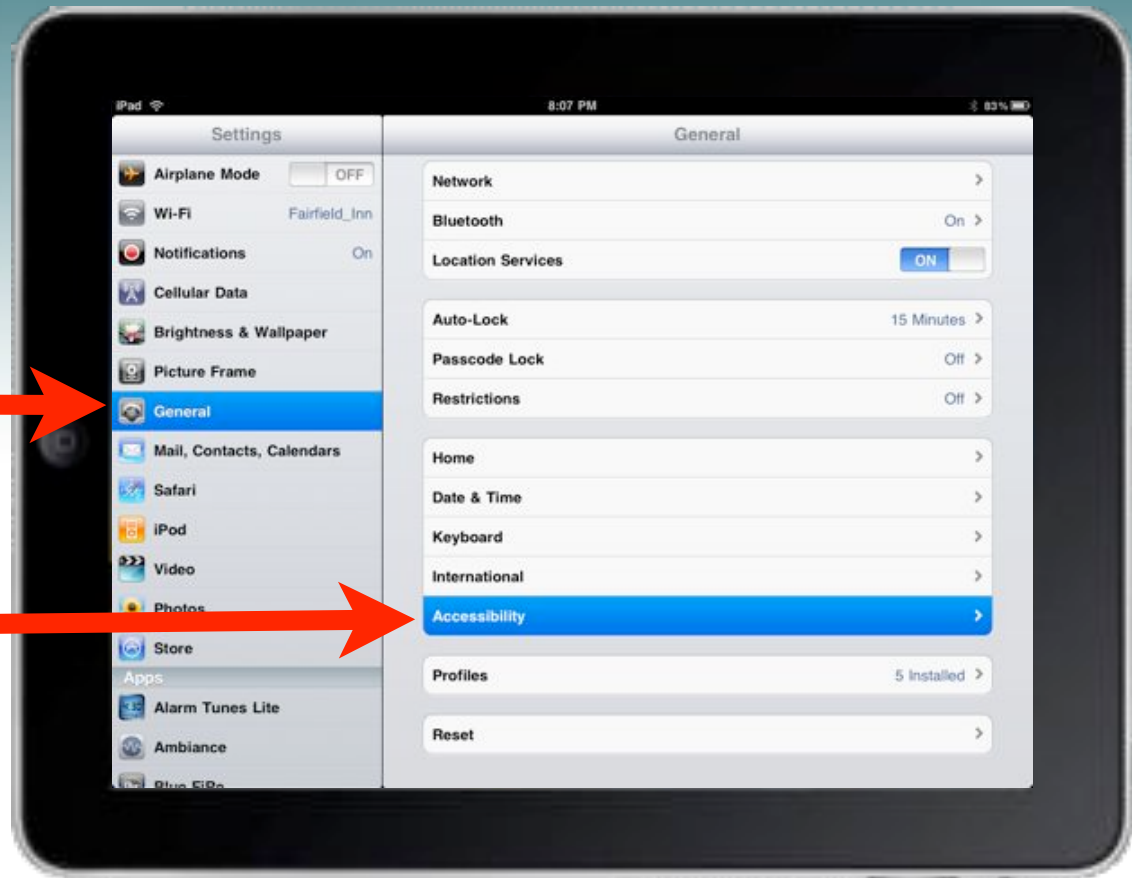


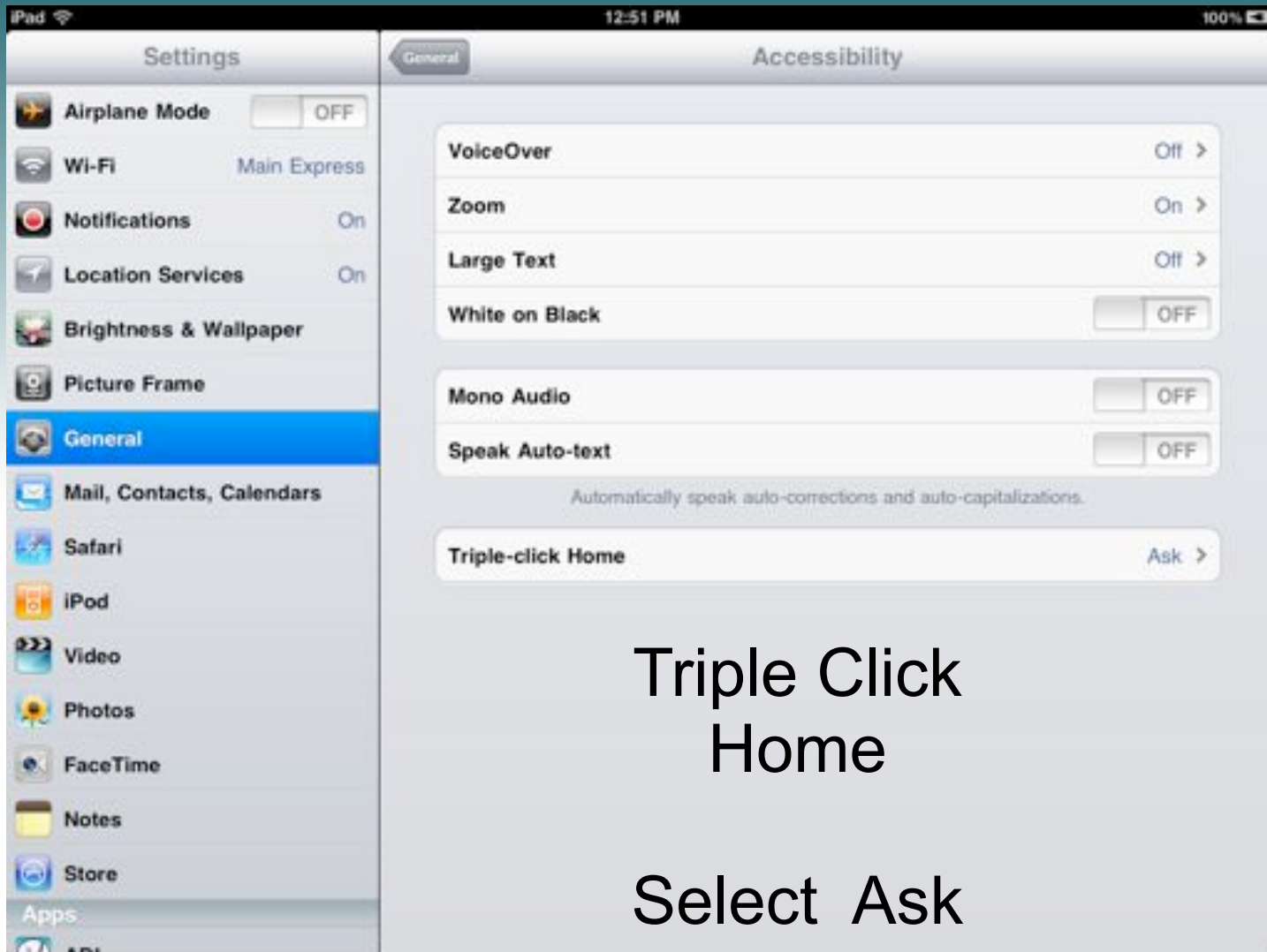
Settings

General



Accessibility





Triple Click
Home

Select Ask



Voiceover

Voiceover



Tap: Speak item.

Double-tap: Activate selected item.

Flick right or left: Select the next or previous item.

Flick up or down: The effect varies depending on the direction

Voiceover



Two-finger tap: Stop speaking the current item.

Two-finger flick up: Read all, from the top of the screen.

Two-finger flick down: Read all, from the current position.

Voiceover



Three-finger flick up or down:
Scroll one page at a time.

Three-finger flick right or left:
Go to the next or previous
page.

Three-finger tap: Speak the
scroll status (which page or
rows are visible).

Voiceover



Four-finger flick up or down:
Go to the first or last element
on a page.

Four-finger flick right or left: Go
to the next or previous section
(for example, on a webpage).

Voiceover

Touch an item with one finger, tap the screen with another finger (“split-tapping”): Activate item.

Double-tap and hold (1 second) + standard gesture: Use a standard gesture.

The double-tap and hold gesture tells iPad to interpret the subsequent gesture as standard. For example, you can double-tap and hold, and then without lifting your finger, drag your finger to slide a switch.



Voiceover

You can use standard gestures when VoiceOver is turned on, by double-tapping and holding your finger on the screen. A series of tones indicates that normal gestures are in force. They remain in effect until you lift your finger, then VoiceOver gestures resume.



Voiceover

Two-finger double tap: Play or pause in iPod, YouTube, Voice Memos, or Photos. Start or pause recording in Voice Memos. Start or stop the stopwatch.

Three-finger double tap: Mute or unmute VoiceOver.

Three-finger triple tap: Turn the display on or off.



Voiceover



Turn off Speaking Hints

Speaking Rate

Typing Feedback

Braille Support

Rotor

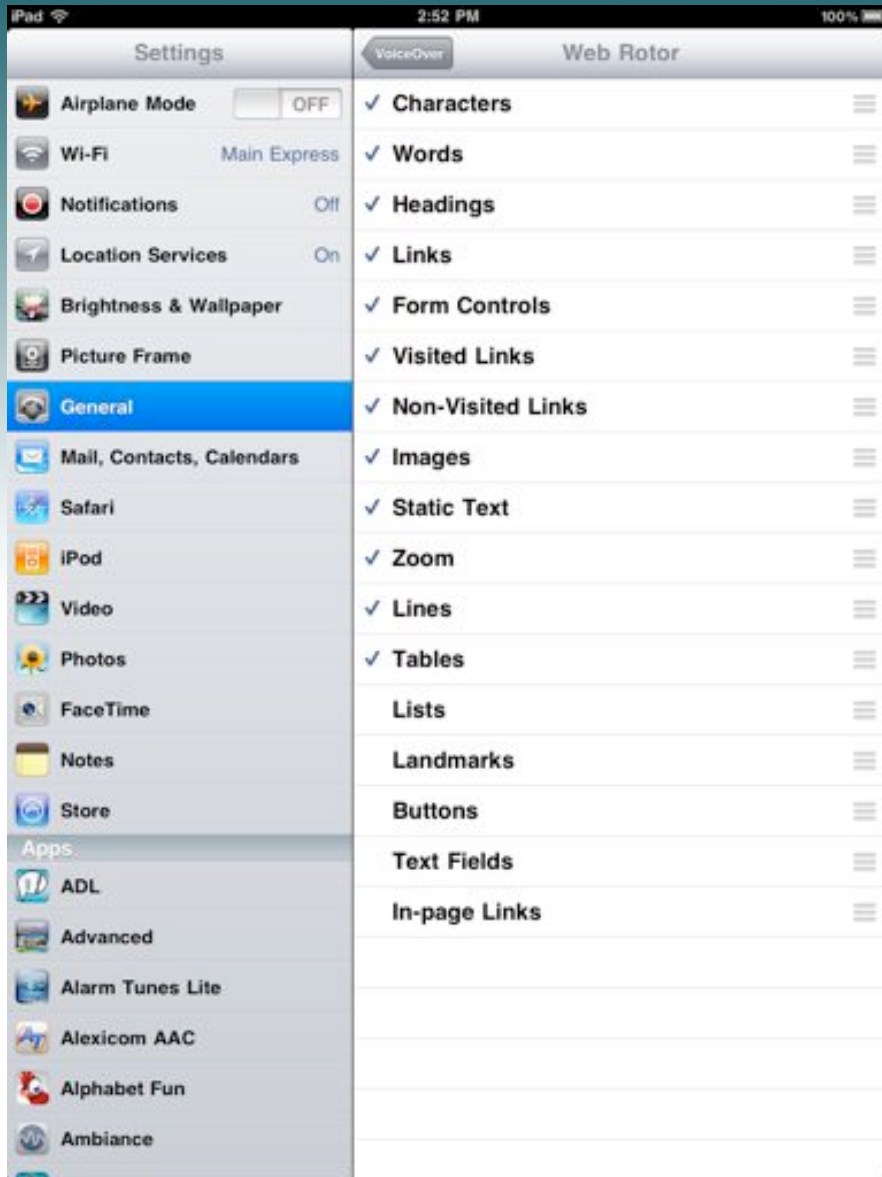
A virtual control.

Rotate two fingers on the screen as if you were turning an actual dial.



Rotor

Web Controls





Rotor

Characters
Words
Language
Speech
Rate